



### District Report Card: 2017


<b>State:</b> Maharashtra	<b>District:</b> Raigarh (maharashtra)
<b>Class:</b> 8	<b>Subject:</b> Mathematics
<b>Schools:</b> 51	<b>Students:</b> 1426


### Participation/Coverage


#### Students

<div>GENDER</div> <div></div>	Boys				Girls			
	Number		%		Number		%	
	771		54.07		655		45.93	

<div>AREA</div> <div></div>	Rural				Urban			
	Number		%		Number		%	
	1081		75.81		345		24.19	

<div>CATEGORY</div> <div></div>	SC		ST		OBC		GEN	
	Number	%	Number	%	Number	%	Number	%
	93	6.52	252	17.67	545	38.22	536	37.59

<div>CWSN</div> <div></div>	LD	VI	HI	S&LD	ID	Oth
	3	6	1	4	2	34

<div>Management</div> <div></div>	Government			Government-aided		
	Number		%	Number		%
	114		7.99	1312		92.01

### Average Performance of Students in Mathematics (%)

Overall	Gender		Area		Management		Social Group			
	Male	Female	Rural	Urban	Govt.	Aided	SC	ST	OBC	GEN
40.14	39.48	40.92	40.59	38.72	32.87	40.77	39.64	37.20	43.22	38.48

## Performance on Learning Outcomes (LOs)

Learning Outcomes	Description	Average Performance(%)
M601	Solves problems involving large numbers by applying appropriate operations	33.81
M606	Solves problems on daily life situations involving addition and subtraction of fractions / decimals	35.23
M620	Finds out the perimeter and area of rectangular objects in the surroundings like floor of the class room, surfaces of a chalk box etc.	38.78
M621	Arranges given/collected information in the form of table, pictograph and bar graph and interprets them	36.22
M702	Interprets the division and multiplication of fractions	39.41
M705	Solves problems related to daily life situations involving rational numbers	34.50
M706	Uses exponential form of numbers to simplify problems involving multiplication and division of large numbers	32.96
M707	Adds/subtracts algebraic expressions	51.75
M710	Solves problems related to conversion of percentage to fraction and decimal and vice versa	28.67
M717	Finds out approximate area of closed shapes by using unit square grid/graph sheet	32.53
M719	Finds various representative values for simple data from her/his daily life contexts like mean, median and mode	46.29
M721	Interprets data using bar graph	45.84
M801	Generalizes properties of addition, subtraction, multiplication and division of rational numbers through patterns	33.93
M802	Finds rational numbers between two given rational numbers	29.22
M803	Proves divisibility rules of 2, 3, 4, 5, 6, 9 and 11	50.57
M804	Finds squares, cubes, square roots and cube roots of numbers using different methods	51.52
M808	Uses various algebraic identities in solving problems of daily life	45.84
M812	Verifies properties of parallelogram and establishes the relationship between them through reasoning	39.77
M818	Finds surface area and volume of cuboidal and cylindrical object	33.24
M819	Draws and interprets bar charts and pie charts	44.46

Range of Performance of Students who Answered Correctly							
Below 30%		30% - 50%		50% - 75%		Above 75%	
Number	%	Number	%	Number	%	Number	%
518	36.33	480	33.66	347	24.33	81	5.68

## Lowest Performing Learning Outcomes (LOs)

- 1 - Solves problems related to conversion of percentage to fraction and decimal and vice versa (28.67)
- 2 - Finds rational numbers between two given rational numbers (29.22)
- 3 - Finds out approximate area of closed shapes by using unit square grid/graph sheet (32.53)

- 4 - Uses exponential form of numbers to simplify problems involving multiplication and division of large numbers (32.96)
- 5 - Finds surface area and volume of cuboidal and cylindrical object (33.24)